



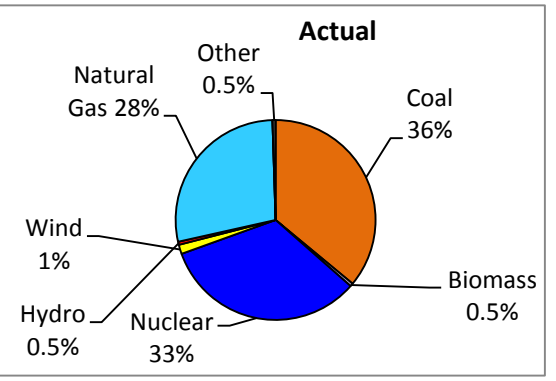
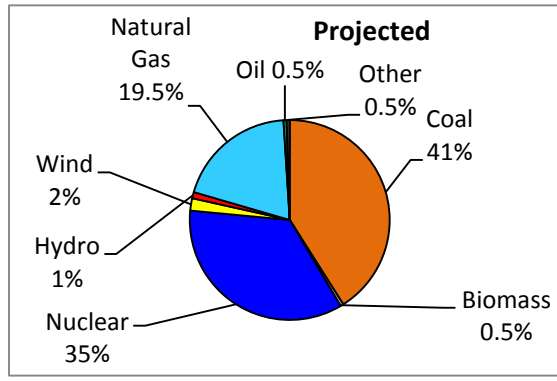
Environmental Disclosure Information – Quarterly Comparisons

AP Gas & Electric

**Projected Data for the 2016 Calendar Year
Actual Data for the Period 01/01/16 to 9/30/16**

AP Gas & Electric purchases all of its electric energy from the wholesale market. The generation resource mix shown below is based on PJM reporting of regional generation resources. It does not account for our purchase of Renewable Energy Certificates to cover 100% of your electricity usage

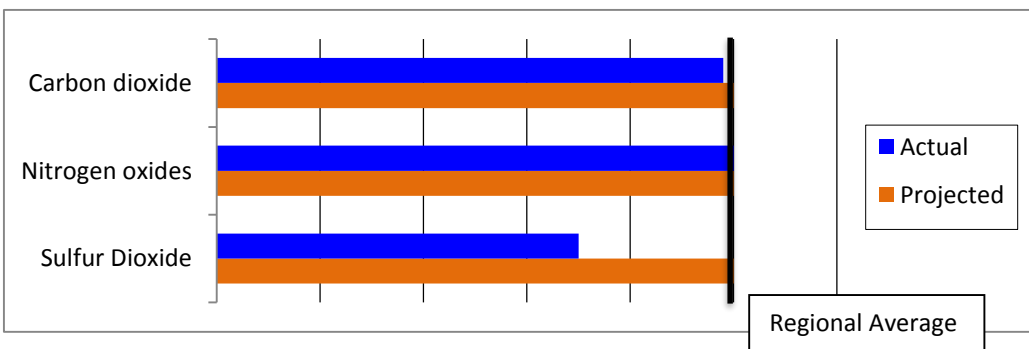
Generation Resource Mix -
A comparison between the sources of generation used to produce this product and the historic regional average supply mix.



Environmental Characteristics–
A description of the characteristics associated with each possible generation resource.

| | |
|-----------------------------|-------------------------------|
| Biomass Power | Air Emissions and Solid Waste |
| Coal Power | Air Emissions and Solid Waste |
| Hydro Power | Wildlife Impacts |
| Natural Gas Power | Air Emissions and Solid Waste |
| Nuclear Power | Radioactive Waste |
| Oil Power | Air Emissions and Solid Waste |
| Other Sources | Unknown Impacts |
| Solar Power | No Significant Impacts |
| Unknown Purchased Resources | Unknown Impacts |
| Wind Power | Wildlife Impacts |

Air Emissions –
A comparison between the air emissions related to this product and the regional average air emissions.



Radioactive Waste –
Radioactive waste associated with the product.

| Type: | Quantity: | |
|------------------------------|-----------|----------------------------|
| High-Level Radioactive Waste | unknown | Lbs./1,000 kWh |
| Low-Level Radioactive Waste | unknown | Ft ³ /1,000 kWh |

With in-depth analysis, the environmental characteristics of any form of electric generation will reveal benefits as well as costs. For further information, contact AP Gas & Electric at www.apge.com or by phone at 1-888-797-4537.

